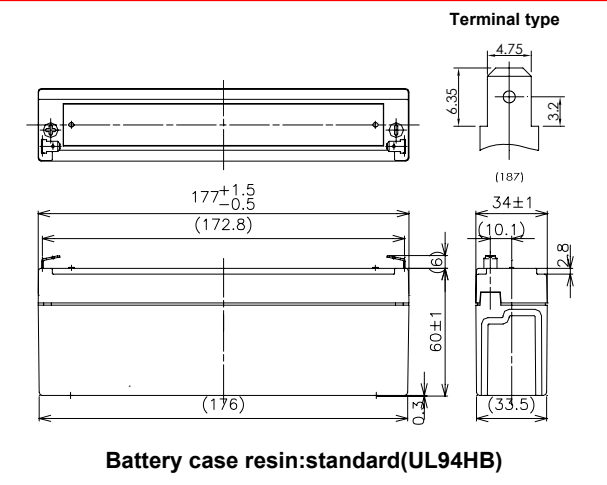


LC-R122R2

For main and standby power supplies
 Expected trickle life:3-5years at 25°C, approx.5 years at 20°C



Dimensions(mm)



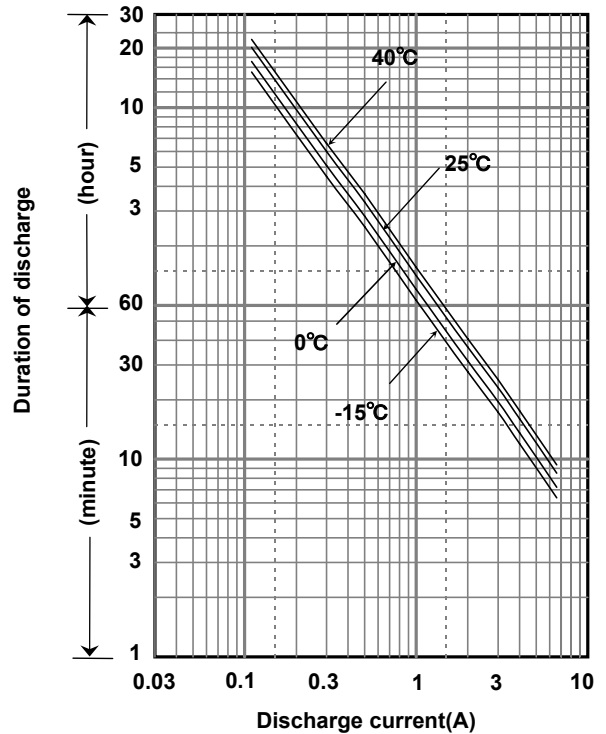
Specification

Nominal Voltage	12V	
Rated Capacity(20HR)	2.2Ah	
Dimensions	Length	177 mm
	Width	34 mm
	Height	60 mm
	Total height	66 mm
Approx. Mass	0.8 kg	
Terminal	Faston 187	

Characteristics

Capacity (25 °C)	20 hour rate	2.2Ah
	10 hour rate	2.0Ah
	5 hour rate	1.8Ah
	1 hour rate	1.3Ah
Internal Resistance	Fully charged battery (25 °C)	70 mΩ
Temperature Dependency of Capacity (20 hour rate)	40 °C	102%
	25 °C	100%
	0 °C	85%
	-15 °C	65%
Self Discharge (25 °C)	After 3 months	91%
	After 6 months	82%
	After 12 months	64%

Duration of discharge vs. discharge current



Watt Table(25°C)

Cut-off V	(Wattage/Battery)																
	3min	5min	10min	15min	20min	30min	45min	1h	1.5h	2h	3h	4h	5h	6h	10h	20h	24h
9.6V	132	104	68.1	52.0	43.6	32.5	23.0	18.4	12.6	9.77	7.27	5.59	4.61	3.71	2.46	1.33	1.11
9.9V	123	97.8	66.7	51.7	42.9	32.2	22.8	18.4	12.4	9.70	7.24	5.55	4.58	3.69	2.45	1.33	1.11
10.2V	113	91.6	65.0	50.6	42.2	31.8	22.6	18.0	12.1	9.44	7.16	5.51	4.54	3.66	2.42	1.32	1.10
10.5V	101	82.1	60.2	47.1	40.1	31.1	22.2	17.6	11.9	9.12	7.05	5.48	4.50	3.62	2.41	1.32	1.10
10.8V	85	72.6	53.7	43.9	39.0	30.0	21.9	17.3	11.5	8.68	6.91	5.40	4.39	3.56	2.38	1.31	1.09

Ampere Table(25°C)

Cut-off V	(Ampere/Battery)																
	3min	5min	10min	15min	20min	30min	45min	1h	1.5h	2h	3h	4h	5h	6h	10h	20h	24h
9.6V	11.9	9.35	6.08	4.52	3.76	2.78	1.96	1.56	1.07	0.825	0.611	0.468	0.385	0.309	0.205	0.111	0.0926
9.9V	11.0	8.77	5.96	4.49	3.70	2.75	1.94	1.56	1.05	0.819	0.608	0.464	0.382	0.308	0.204	0.111	0.0923
10.2V	10.2	8.22	5.81	4.40	3.64	2.72	1.93	1.53	1.03	0.798	0.602	0.461	0.379	0.306	0.202	0.110	0.0920
10.5V	9.0	7.36	5.38	4.09	3.45	2.66	1.89	1.50	1.01	0.770	0.593	0.458	0.376	0.302	0.201	0.110	0.0917
10.8V	7.6	6.51	4.80	3.82	3.36	2.57	1.86	1.47	0.98	0.733	0.581	0.452	0.367	0.297	0.199	0.109	0.0911

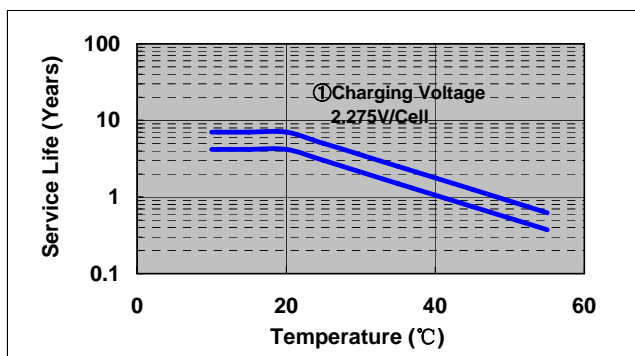
■ Charging Method (25°C)

Cycle use	Control voltage:14.5-14.9V;Initial current0.88A or smaller
Trickle use	Control voltage:13.6-13.8V;Initial current:0.33A or smaller

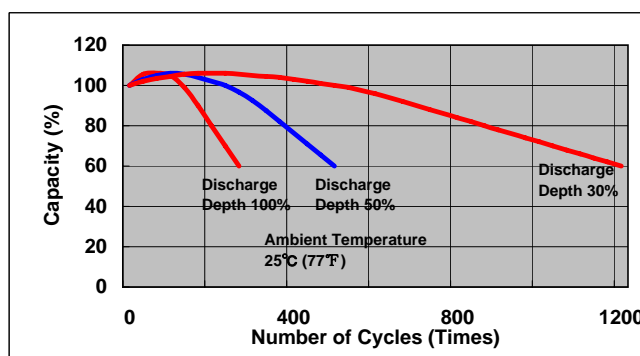
■ Cut off voltage

Discharge current	0.011A-0.44A	0.44A-1.1A	1.1A-2.2A	2.2A-4.4A	4.4A-6.6A
Cut off voltage(V)	10.5	10.2	9.9	9.3	8.7

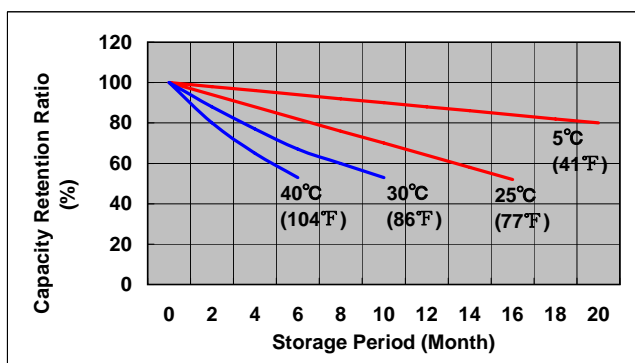
■ Influence of Temperature on Trickle life



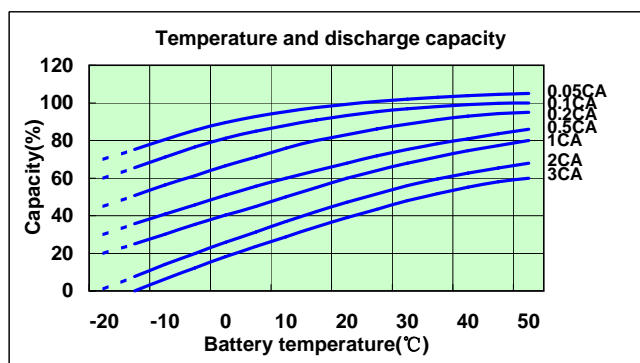
■ Cycle life vs. Depth of discharge



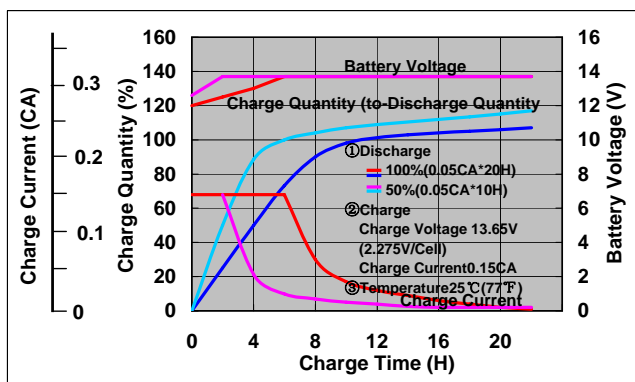
■ Residual capacity test result



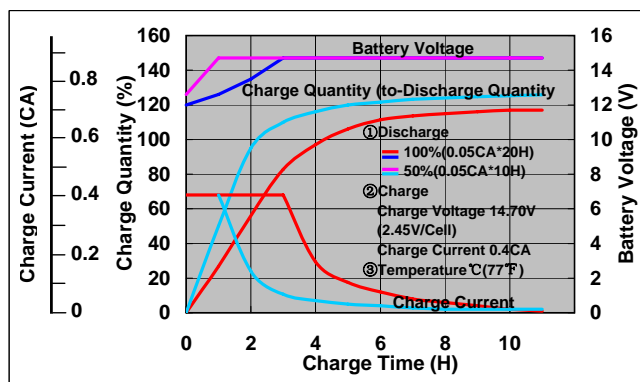
■ Discharge capacity by temperature and by discharge current



■ Constant-voltage constant-current charge characteristics for Trickle use



■ Constant-voltage constant-current charge characteristics for Cycle use



■ Discharge characteristics(25°C)

