

PRIMARY LITHIUM BATTERY

CR14250E 3.0V

Electrical characteristics

Typical values relative to cells stored for one year

<p>⦿ Nominal capacity</p> <p>Discharged capacity at 0.5mA,+25°C,2V cut off</p>	<p>650mAh</p>
<p>⦿ Nominal voltage</p>	<p>3.0V</p>
<p>⦿ Max. recommended continuous current</p> <p>Discharged to 2V at + 25°C permitting 50% of the Nominal capacity to be achieved</p>	<p>250mA</p>
<p>⦿ Max. Pulse current</p> <p>15 seconds at 25°C drained with 50% of the nominal capacity ,yield voltage reading above 2V. The value may vary with the pulse characteristics,the temperature and the cell's previous history.</p>	<p>500mA</p>
<p>⦿ Storage</p>	<p>Max. 30°C</p>
<p>⦿ Operating temperature range</p>	<p>-40~+70°C</p>
<p>⦿ Weight</p>	<p>≈9g</p>

Key features

- High and stable operating voltage
- Long shelf life Annual self-discharge rate lower than 2% at +20°C
- Stainless steel nickel plated
- Full-sealed
- Compliant with IEC 86-4 safety standard
- Non-restricted for transport

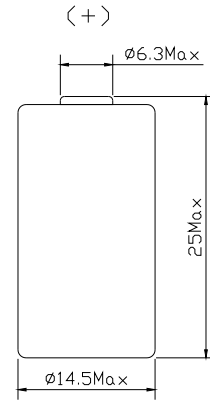
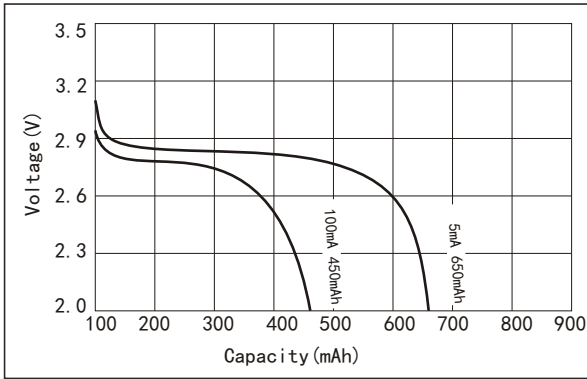
Main applications

- Alarms or security equipment
- Smoke detector
- Memory backup
- Real time clock
- Professional electronic equipment
- Medical equipment

Warning

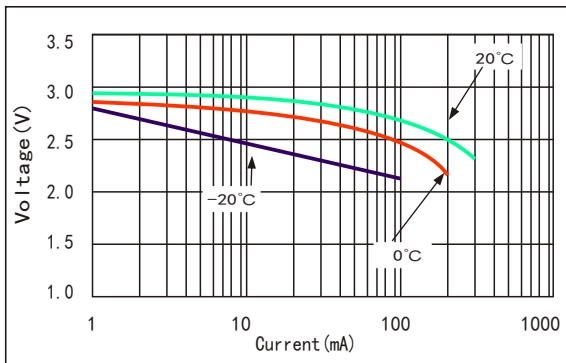
Don't charge,crush,disassemble,expose contents to water,heat above 100°C or may lead to explosion, burn or goods leakage.Discarded battery should be buried deeply to the ground.

Discharge characteristics at 25°C



Dimensions in mm

Voltage VS Current & Temperature Curve

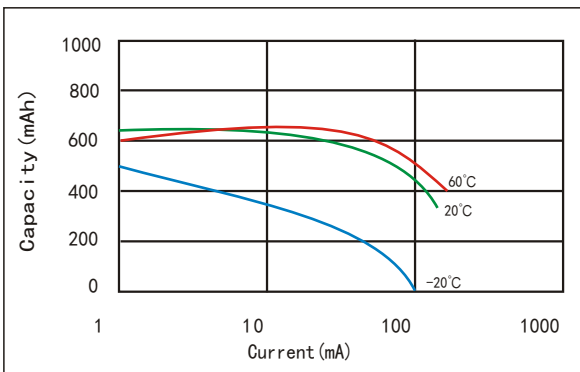


Available Terminations

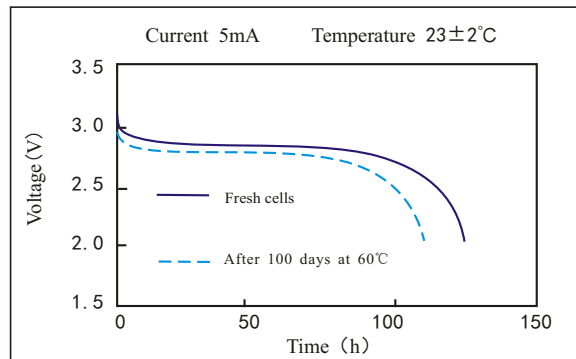
- /P Axial pin
- /T/PT2 Radial Pin
- /PT/TP Polarized Tab

Special terminal can be made according to customer's requirement

Capacity VS Current & Temperature Curve



Storage characteristics



Data in this page is subject to change without notice and becomes contractual only after written confirmation by Fanso