



12V

7.2Ah

SLA

AGM

## 12SB7.2TL

Rechargeable AGM Sealed Lead Acid Battery

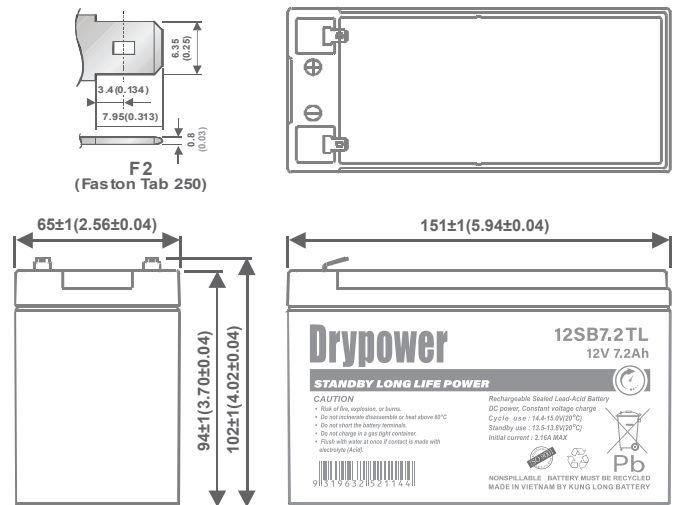
### SPECIFICATIONS

|  |                 |  |
|--|-----------------|--|
| <b>Nominal Voltage</b>                       | 12V             |  |
| <b>Nominal Capacity</b>                      |                 |  |
| 20 hour rate (0.36A to 10.50V)               | 7.2Ah           |  |
| 10 hour rate (0.684A to 10.50V)              | 6.84Ah          |  |
| 5 hour rate (1.224A to 10.20V)               | 6.12Ah          |  |
| 1C (7.2A to 9.60V)                           | 4.56Ah          |  |
| 3C (21.6A to 9.60V)                          | 2.8Ah           |  |
| <b>Weight</b>                                | Approx. 2.4kg   |  |
| <b>Internal Resistance (at 1KHz)</b>         | Approx. 22mΩ    |  |
| <b>Maximum Discharge Current (5 secs)</b>    | 108A            |  |
| <b>Charge Methods at 25°C</b>                |                 |  |
| <b>Standby Use</b>                           |                 |  |
| Float Charging Voltage                       | 13.5V to 13.8V  |  |
| Coefficient -3.0mV/°C/Cell                   |                 |  |
| Maximum Charging Current                     | 2.16A           |  |
| <b>Operating Temperature Range</b>           |                 |  |
| <b>Charge</b>                                | -15°C to 40°C   |  |
| <b>Discharge</b>                             | -15°C to 50°C   |  |
| <b>Storage</b>                               | -15°C to 40°C   |  |
| <b>Charge Retention (Shelf Life) at 20°C</b> |                 |  |
| 1 month                                      | 92%             |  |
| 3 months                                     | 90%             |  |
| 6 months                                     | 80%             |  |
| <b>Case Material</b>                         | ABS UL94 HB     |  |
| <b>Termination</b>                           | F2 (Faston 250) |  |



### DIMENSIONS

mm (inch)



#### Description of Torque Value of Hardware for the Terminals

Recommended Torque Value: N/A  
 Max. Allowable Torque Value: N/A

|  |                   |
|--|-------------------|
| <b>Design Life</b><br>Expected Trickle Design Life | 6-9 years at 20°C |
|--|-------------------|

#### Classified as a non-spillable battery.

#### Approved for transportation by:

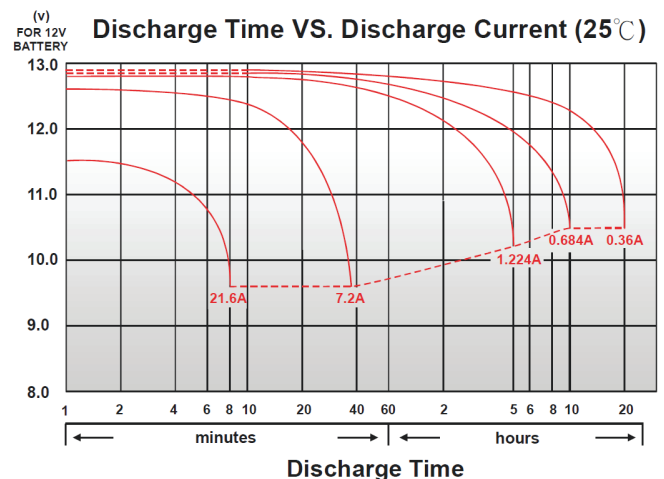
- Air (IATA/ICAO provision A67)
- Road
- Sea (per IMDG Special Provision 238)



Barcode

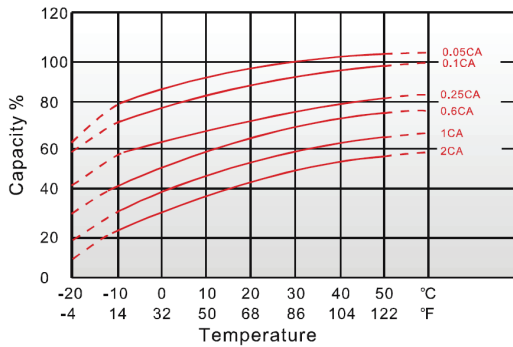


9319632521144

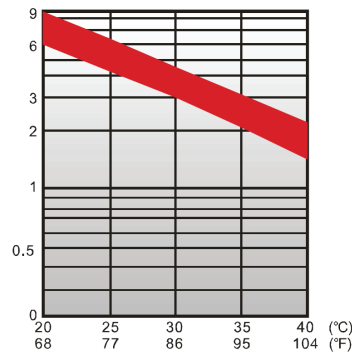


### CHARACTERISTICS CHARTS

Effect of Temperature on Capacity 25°C(77°F)



Trickle (or float) Service Life

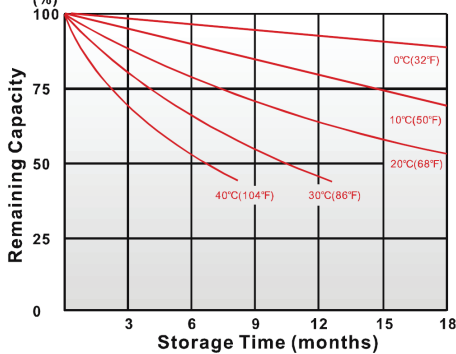


### FEATURES & BENEFITS

- ◆ Industry leading 99.99% pure lead content for superior service life and dependable performance.
- ◆ Long service life to reduce maintenance and logistical costs across telecom, utilities and off-grid applications.
- ◆ Minimises sulphation with a thicker plate design and higher percentage of tin content to maximise battery standby life.
- ◆ High rate discharge capable to ensure reliable performance.
- ◆ Maintenance free technology and non-spillable design.
- ◆ Manufactured by Kung Long Battery (KLB) at facilities in Taiwan and Vietnam. KLB is a leading manufacturer and complies with relevant international quality standards including ISO9001, CE ETL9000, UL1989, OHSAS18001 and ISO17025. KLB supports Green Sustainable supply chain practices.



Capacity Retention Characteristic



### PERFORMANCE DATA

Discharge Rates in Watts to Various End Voltages at 25°C (77°F)

| End Voltage |     | 1.85V | 1.80V | 1.75V | 1.70V | 1.67V | 1.65V | 1.60V |
|-------------|-----|-------|-------|-------|-------|-------|-------|-------|
| 5           | min | 42.8  | 48    | 50.3  | 52.5  | 53.5  | 54.3  | 55.8  |
| 10          | min | 29.8  | 31.3  | 32.7  | 34    | 34.8  | 35.3  | 36.3  |
| 15          | min | 24.5  | 25.5  | 26.2  | 26.8  | 27    | 27.5  | 28.2  |
| 30          | min | 13    | 13.7  | 14.1  | 14.5  | 14.6  | 14.7  | 14.9  |
| 60          | min | 8.43  | 8.73  | 8.97  | 9.15  | 9.22  | 9.3   | 9.45  |
| 120         | min | 4.21  | 4.39  | 4.63  | 5.22  | 5.27  | 5.32  | 5.4   |
| 180         | min | 3.27  | 3.45  | 3.6   | 3.73  | 3.77  | 3.82  | 3.87  |
| 240         | min | 2.87  | 3.01  | 3.1   | 3.15  | 3.17  | 3.2   | 3.23  |
| 300         | min | 2.47  | 2.54  | 2.63  | 2.68  | 2.70  | 2.72  | 2.73  |
| 600         | min | 1.36  | 1.39  | 1.42  | 1.44  | 1.44  | 1.45  | 1.46  |
| 1200        | min | 0.694 | 0.718 | 0.737 | 0.75  | 0.755 | 0.76  | 0.77  |

Discharge Rates in Amperes to Various End Voltages at 25°C (77°F)

| End Voltage |     | 1.85V | 1.80V | 1.75V | 1.70V | 1.67V | 1.65V | 1.60V |
|-------------|-----|-------|-------|-------|-------|-------|-------|-------|
| 5           | min | 23.5  | 26.4  | 28.1  | 29.7  | 30.5  | 31.3  | 32.6  |
| 10          | min | 16.2  | 17    | 18.2  | 18.6  | 18.8  | 19.1  | 19.8  |
| 15          | min | 12.5  | 13.1  | 13.6  | 13.9  | 14    | 14.2  | 14.5  |
| 30          | min | 6.61  | 6.92  | 7.14  | 7.3   | 7.38  | 7.45  | 7.61  |
| 60          | min | 3.98  | 4.13  | 4.25  | 4.36  | 4.39  | 4.42  | 4.48  |
| 120         | min | 2.05  | 2.14  | 2.21  | 2.27  | 2.29  | 2.32  | 2.35  |
| 180         | min | 1.63  | 1.69  | 1.75  | 1.8   | 1.82  | 1.84  | 1.87  |
| 240         | min | 1.30  | 1.37  | 1.42  | 1.45  | 1.46  | 1.47  | 1.49  |
| 300         | min | 1.11  | 1.16  | 1.23  | 1.25  | 1.26  | 1.27  | 1.28  |
| 600         | min | 0.65  | 0.68  | 0.721 | 0.728 | 0.732 | 0.737 | 0.747 |
| 1200        | min | 0.341 | 0.357 | 0.377 | 0.382 | 0.384 | 0.387 | 0.392 |

All data on the spec. sheet is an average value:

The tolerance range : X < 6min (+15%~-15%), 6min ≤ X < 10min (+12%~-12%), 10min ≤ X < 60min (+8%~-8%), X ≥ 60min (+5%~-5%)

Aug2020

Performance may vary depending on application. All specifications are correct at time of creation. All specifications and operation conditions contained in this datasheet are subject to change or improvement without prior notice to the user. This data is for evaluation purposes only. No guarantee is intended or implied by this data. For clarification and updated information, please contact us.