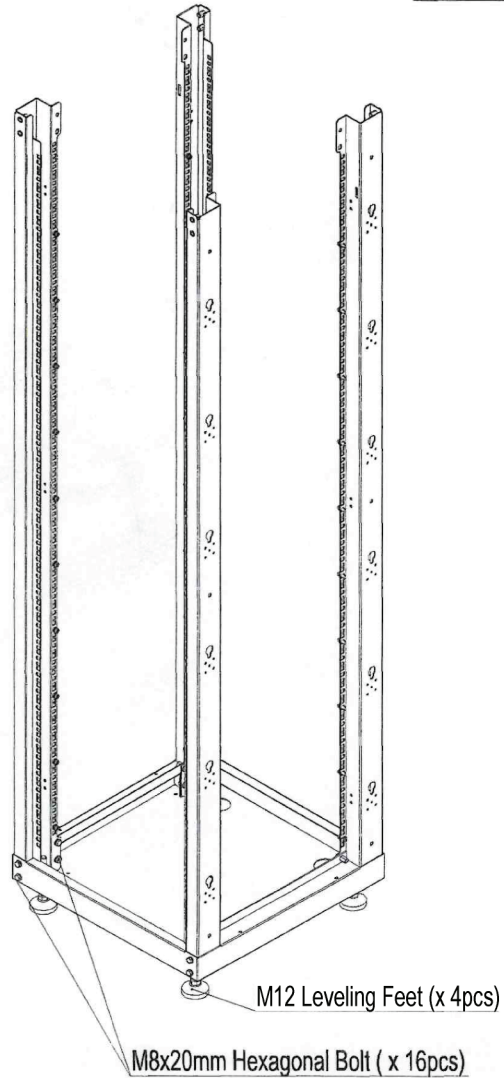



Step1:



Step2:

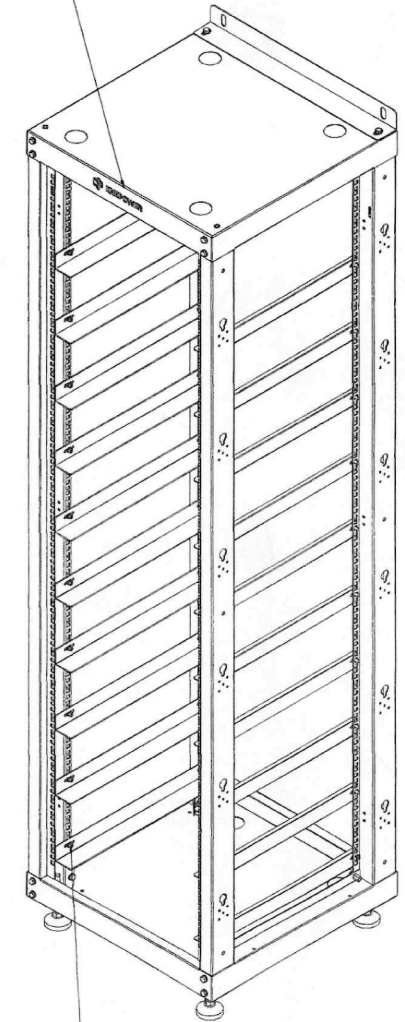
M8x20mm Hexagonal Bolt (x 18pcs)



In order to avoid the rack tipping over, please use the M12x100mm expansion bolt to fasten the rack to the wall through the L-bracket on the top of rack.

Step3:

Note: Please sure the logo on the top roof face to the front side!



M6 x12mm Philips Screw (x 40pcs),
M6 Cagenut (x 40pcs)

Note: bolts tightened to Torque 28.8mM