



6x4RU

IP20

Indoor Battery Cabinet -

IP20 heavy duty steel enclosure to house up to 6 x 4RU rack-mount batteries

TECHNICAL SPECIFICATIONS

Model	EBC30H-ID
No. of modules	4RU x 6 units
Mounting	Floor
Securing	4 x height adjustable castors
Convection	Natural ventilation
Earthing	Internal door & rails
Max continuous current (Busbar)	600A
Battery Interconnection	By others subject to brand choice
Cable Entry	Top & side entry glands Top - 40.6mm Side - 63.5mm
Cable Gland Size	4AWG
Busbar	2 (825mm each)
Busbar Bolts (Battery)	M6 1.0x15 with 10mm Hex Head
Busbar Bolts (System)	M8 1.25x15 with 13mm Hex Head
Busbar Bolts Torque	7 Nm
Total Weight (nett)	65.6kg
Total Weight (packaged)	70.6kg

Construction

Body	Powder coated galvanised steel
Mounting Rails/Panels	Powder coated galvanised steel
Doors	Powder coated galvanised steel
Opening Degree	110 degrees minimum
Colour	RAL9005 (Black)
Thickness	1.2mm
Castors	Leveling swivel type 1000kg rated

Protection

IP rating	IP20
Warranty	36 months (3 years)

FEATURES

The EBC30H-ID is an indoor battery storage cabinet suitable to securely house up to 6 x 4RU battery modules.

- Heavy duty galvanised black steel construction - colour RAL9005.
- Heavy duty door with venting perforations and key lockable handle.
- Floor mounted cable glands for easy wiring.
- 4 cable knock-outs on side plate, with 2 knockouts on top plate.
- 4 heavy duty adjustable castor wheels for easy cabinet manoeuvrability.
- Positive & negative 825mm 600A busbars mounted in Panduit wiring duct.



All specifications are correct at time of creation. All specifications and operation conditions contained in this datasheet are subject to change or improvement without prior notice to the user. This data is for evaluation purposes only. No guarantee is intended or implied by this data. For clarification and updated information, please contact us.



6x4RU

IP20

DIMENSIONS (mm)

Cabinet

Width	600
Depth	680
Height	1170
Height with castors	1250



Features



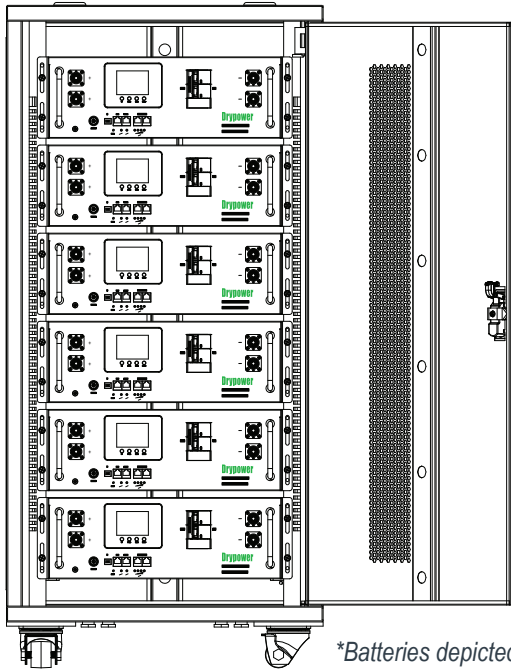
All specifications are correct at time of creation. All specifications and operation conditions contained in this datasheet are subject to change or improvement without prior notice to the user. This data is for evaluation purposes only. No guarantee is intended or implied by this data. For clarification and updated information, please contact us.



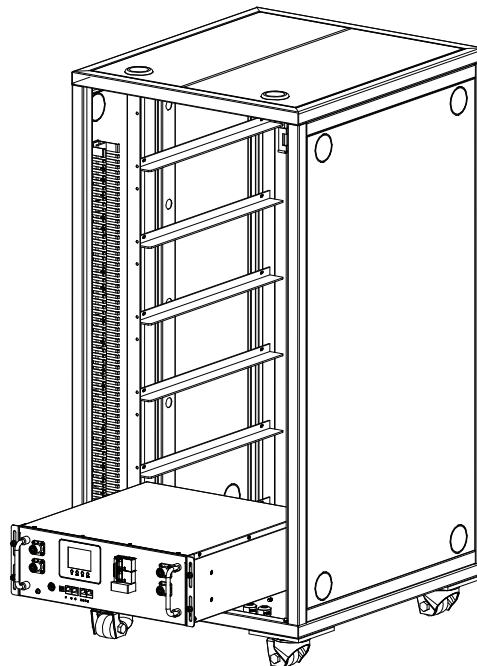
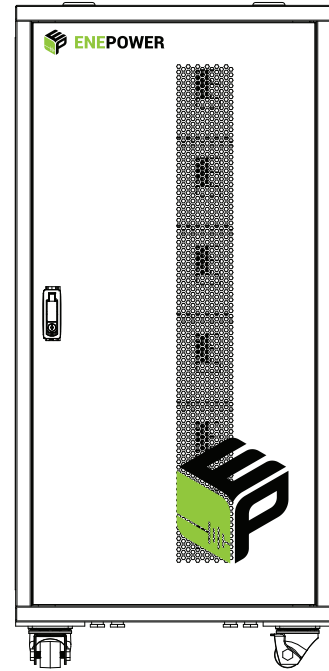
6x4RU

IP20

DRAWINGS



**Batteries depicted not included.*



**Batteries depicted not included.*

All specifications are correct at time of creation. All specifications and operation conditions contained in this datasheet are subject to change or improvement without prior notice to the user. This data is for evaluation purposes only. No guarantee is intended or implied by this data. For clarification and updated information, please contact us.