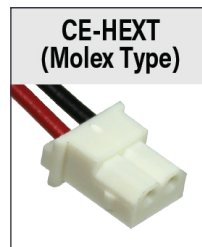
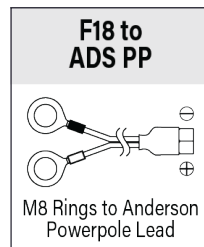
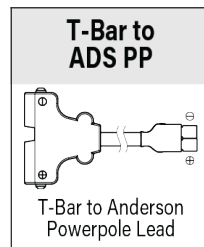
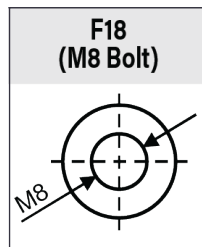
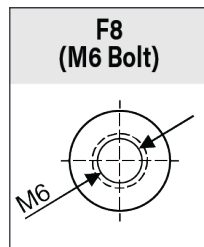
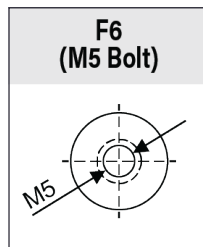
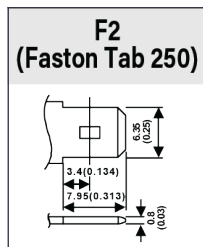
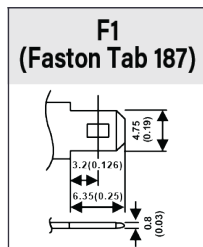


Stock Code	Model No.	Specifications			Charge		Discharge		Dimensions				Weight (kg)	Construction		Connection			Ingress Protection Rating	Orientation
		Voltage (V)	Capacity @5hr (Ah)	Watt Hour (Wh)	Voltage Max. (V)	Current Max. (A)	Cut-off Voltage (V)	Current Max. (A)	W mm	D mm	H mm	HT mm		Cell Used	Assembly	Terminal Type	Series (Max)	Parallel		
CYLINDRICAL CELLS INSIDE																				
89006-000	6LFP0.6	6.4	0.6	3.84	7.30	0.6	4.0	1.2	53.2	15	33	33	0.044	IFR14500EC	2S1P-Cyl	CE-HEXT	N/A	N/A	N/A	Any
89006-003	6LFP3.8	6.4	3.8	24.32	7.30	3.8	5.0	5	70	47.5	101	108	0.29	IFR26650-38A	2S1P-Cyl	F1 (Faston 187)	Up to 4S	No	IP64	Any
89006-015	6LFP7.6	6.4	7.6	48.64	7.30	7.6	5.0	8	150	35	93	101.2	0.4	IFR26650-38A	2S2P-Cyl	F1 (Faston 187)	Up to 4S	No	IP65	Any
89006-016	6LFP11.4	6.4	11.4	72.96	7.30	10	5.0	10	150	50	93	101.2	0.6	IFR26650-38A	2S3P-Cyl	F2 (Faston 250)	Up to 4S	No	IP65	Any
89006-004	12LFP3.8	12.8	3.8	48.64	14.60	3.8	10.0	5	90	70	101	108	0.5	IFR26650-38A	4S1P-Cyl	F1 (Faston 187)	Up to 4S	No	IP65	Any
89006-005	12LFP7.2	12.8	7.2	92.16	14.60	7.2	10.0	10	151	65	94	101	0.95	IFR26650-36A	4S2P-Cyl	F2 (Faston 250)	Up to 4S	No	IP65	Any
89006-026	12LFP7.6	12.8	7.6	97.28	14.60	5	8.4	10	90	70	101	108	0.9	IFR26650-38A	4S2P-Cyl	F2 (Faston 250)	Up to 4S	No	IP65	Any
89006-006	12LFP10.8	12.8	10.8	138.24	14.60	10	10.0	10	151	99	94	99	1.5	IFR26650-36A	4S3P-Cyl	F2 (Faston 250)	Up to 4S	No	IP65	Any
89006-019	12LFP11.4	12.8	11.4	145.92	14.60	10	10.0	10	151	65	94	101	1.3	IFR26650-38A	4S3P-Cyl	F2 (Faston 250)	Up to 4S	No	IP65	Any
89006-020	12LFP15.2	12.8	15.2	194.56	14.60	15	10.0	15	151	99	94	100	1.7	IFR26650-38A	4S4P-Cyl	F2 (Faston 250)	Up to 4S	No	IP65	Any
89006-007	12LFP21	12.8	21.6	276.48	14.60	20	10.0	20	182	77	168	168	2.9	IFR26650-36A	4S6P-Cyl	F6 (M5 Bolt)	Up to 4S	No	IP54	Any
89006-007A	12LFP24	12.8	24	307.2	14.60	20	8.4	20	181	76.5	166.8	166.8	2.9	IFR26650-40A	4S6P-Cyl	F6 (M5 Bolt)	Up to 4S	No	IP54	Any
89006-018	12LFP28	12.8	28.8	368.64	14.60	28.8	10.0	30	176	166	125	125	3.6	IFR26650-36A	4S8P-Cyl	F8 (M6 Bolt)	Up to 4S	No	IP65	Any
89006-017	12LFP30	12.8	30.4	389.12	14.60	30	10.0	30	165.5	125	174	174	3.72	IFR26650-38A	4S8P-Cyl	F8 (M6 Bolt)	Up to 4S	No	IP65	Any
89006-002A	12LFP36	12.8	36	460.8	14.60	36	10.0	36	195	133	170	170	4.43	IFR26650-36A	4S10P-Cyl	F8 (M6 Bolt)	Up to 4S	No	IP65	Any
89006-009A	12LFP42HR	12.8	42	537.6	14.60	42	10.0	100	198	166	169	169	6.3	IFR26650-30B	4S14P-Cyl	F18 (M8 Bolt)	Up to 4S	No	IP66	Any
89006-002B	12LFP45	12.8	45.6	583.68	14.60	40	10.0	40	195	133	170	170	5.5	IFR26650-38A	4S12P-Cyl	F8 (M6 Bolt)	Up to 4S	No	IP67	Any
89006-009	12LFP48	12.8	47.6	609.28	14.60	48	10.0	50	198	166	169	169	6.1	IFR26650-34A	4S14P-Cyl	F18 (M8 Bolt)	Up to 4S	No	IP65	Any
89006-011	12LFP75	12.8	74.8	957.44	14.60	75	10.0	75	260	168	211	216	9.65	IFR26650-34A	4S22P-Cyl	F18 (M8 Bolt)	Up to 4S	No	IP64	Any
89006-014	12LFP102SL	12.8	102.6	1313.28	14.60	80	10.0	80	395	110	286.5	286.5	13.1	IFR26650-38A	4S27P-Cyl	F18 (M8 Bolt)	Up to 4S	No	IP64	Any
89006-001A	12LFP108	12.8	108	1382.4	14.60	100	10.0	100	329	171	217	222.5	13.8	IFR26650-36A	4S30P-Cyl	F18 (M8 Bolt)	Up to 4S	No	IP64	Any
89006-023	12LFP122	12.8	121.6	1556.48	14.60	80	10.0	80	329	171	217	222.5	14.36	IFR26650-38A	4S32P-Cyl	F18 (M8 Bolt)	Up to 4S	No	IP64	Any
89006-027	24LFP4	25.6	4	102	29.20	4	16.8	10	151	65	94	101	1	IFR26650-40A	8S1P-Cyl	F2 (Faston 250)	Up to 2S	No	IP65	Any
89006-028	24LFP20	25.6	20	512	29.20	10	16.8	20	195	133	170	170	4.4	IFR26650-40A	8S5P-Cyl	F8 (M6 Bolt)	Up to 2S	No	IP65	Any

Stock Code	Model No.	Specifications			Charge		Discharge		Dimensions				Weight (kg)	Construction		Connection			Ingress Protection Rating	Orientation	
		Voltage (V)	Capacity @5hr (Ah)	Watt Hour (Wh)	Voltage Max. (V)	Current Max. (A)	Cut-off Voltage (V)	Current Max. (A)	W mm	D mm	H mm	HT mm		Cell Used	Assembly	Terminal Type	Series (Max)	Parallel			
PRISMATIC CELLS INSIDE																					
89006-010	12LFP50P	12.8	50	640	14.60	50	10.0	50	229	138	210	216	5.95	IFP23140160	4S1P-Pris	F8 (M6 Bolt)	Up to 4S	No	IP54	Upright	
89006-012A	12LFP100PS	12.8	100	1280	14.60	100	10.0	100	329	171	217	222.5	11.4	IFP23140160	4S2P-Pris	F18 (M8 Bolt)	Up to 4S	No	IP64	Upright	
89006-013	12LFP150P	12.8	150	1920	14.60	150	10.0	150	520	240	220	223	18.7	IFP23140160	4S3P-Pris	F18 (M8 Bolt)	Up to 4S	No	IP64	Upright	
89006-013A	12LFP150PS	12.8	150	1920	14.60	150	10.0	150	406	173	211.8	240	16.6	IFP23140160	4S3P-Pris	F18 (M8 Bolt)	Up to 4S	Up to 2P [#]	IP64	Upright	
89006-008	12LFP200P	12.8	200	2560	14.60	150	10.0	150	490	170	240	240	21.5	IFP23140160	4S4P-Pris	F18 (M8 Bolt)	Up to 4S	Up to 2P [#]	IP64	Upright	
89006-008A	12LFP200PHR	12.8	200	2560	14.60	200	8.4	200	485	170	240	240	21.2	IFP-23140160	4S4P-Pris	F18 (M8 Bolt)	Up to 4S	Up to 2P [#]	IP64	Upright	
89006-024	12LFP300P	12.8	300	3840	14.60	200	8.4	200	520	240	220	223.2	30.5	CB27173204EA	4S3P-Pris	F18 (M8 Bolt)	Up to 4S	Up to 2P [#]	IP64	Upright	
89006-021	24LFP50P	25.6	50	1280	29.20	50	20.0	50	329	171	217	222.5	11.1	IFP23140160	8S1P-Pris	F18 (M8 Bolt)	Up to 2S	No	IP64	Upright	
89006-022	24LFP100P	25.6	100	2560	29.20	100	20.0	100	490	170	240	240	21.2	IFP23140160	8S2P-Pris	F18 (M8 Bolt)	Up to 2S	No	IP64	Upright	
89006-029	24LFP150P	25.6	150	3840	29.20	150	16.8	150	532	208	215	218.5	27.32	IFP48173166	8S1P-Pris	F18 (M8 Bolt)	Up to 2S	No	IP64	Upright	
89006-025	36LFP100P	38.4	100	3840	43.80	100	26.4	100	520	240	220	223.2	29.9	CB27173204EA	12S1P-Pris	F18 (M8 Bolt)	1S max.	No	IP64	Upright	
GOLF RANGE																					
89006-231A	12LFP18TB [^]	12.8	18	230.4	14.60	5	10.0	25	168	127.6	76	101.3	2.5	IFR26650-36A	4S5P-Cyl	T-Bar to ADS PP* + Lotus Port	1S max.	No	IP54	Any	
89006-234A	12LFP25TB [^]	12.8	25.2	322.56	14.60	5	10.0	30	168	127.6	102	127.8	2.8	IFR26650-36A	4S7P-Cyl	T-Bar to ADS PP* + Lotus Port	1S max.	No	IP54	Any	
89006-239A	12LFP32	12.8	32.4	414.72	14.60	30	10.0	30	175	175	110	113	3.6	IFR26650-36A	4S9P-Cyl	F18 (M8) to ADS PP	1S max.	No	IP54	Any	

TERMINAL TYPE



[#]Refer to installation instructions for parallel installation. [^]This model comes with a charger. *ADS PP = Anderson Powerpole connector. Ingress Protection Rating: IP5x = Dust protected. IP6x = Dust tight. Before using Drypower Rechargeable Lithium LiFePO4 batteries, please read the user guides and/or datasheets available at www.drypower.com.au. This reference chart is to be used as a guide only. Performance may vary depending on application. All specifications are correct at time of creation. No guarantee is intended or implied by this data. Please refer to each model's respective datasheet for more detailed information. CAUTION: Do not short circuit. Do not crush. Do not heat or incinerate. Do not immerse in any liquid. Do not disassemble. Do not allow the battery to become overdischarged or leave in a discharged state. Always recharge after use and only use a Drypower approved LiFePO4 charger. Do not use chargers designed for other chemistries. Store at 50% capacity and recharge every 3 months. No parallel connection is allowed. Series use only as indicated. Tampering and/or unauthorised removal of top plate will void warranty.

