

## 12SB0.8P 12Volt 0.8Ah

### Specifications

Nominal Voltage(V) **12V**

#### Nominal Capacity

20 hour rate	(0.040A to 10.50V)	<b>0.8Ah</b>
10 hour rate	(0.067A to 10.50V)	<b>0.665Ah</b>
5 hour rate	(0.119A to 10.20V)	<b>0.595Ah</b>
1 C	(0.7A to 9.60V)	<b>0.397Ah</b>
3 C	(2.1A to 9.60V)	<b>0.28Ah</b>

Weight **Approx. 400g(0.88lbs.)**

Internal Resistance (at 1KHz) **Approx. 125 mΩ**

#### Maximum Discharge Current for

5 seconds: **10.5A**

#### Charging Methods at 25 (77 )

##### Cycle use:

Charging Voltage **14.4 to 15.0V**

Coefficient -5.0mv/ /cell

Maximum Charging Current : **0.21A**

##### Standby use:

Float Charging Voltage **13.50 to 13.80V**

Coefficient -3.0mv/ /cell

#### Operating Temperature Range

Charge **-15 (5 ) to 40 (104 )**

Discharge **-15 (5 ) to 50 (122 )**

Storage **-15 (5 ) to 40 (104 )**

#### Charge Retention (shelf life) at 20 (68 )

1 month **92%**


3 month **90%**

6 month **80%**

Case Material **ABS**

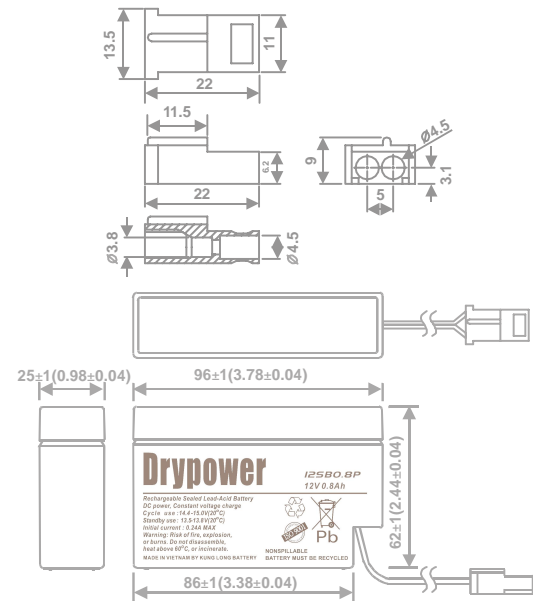
(Option: UL94 HB & UL94 V-0 flame retardant )

Terminal **WIRE**

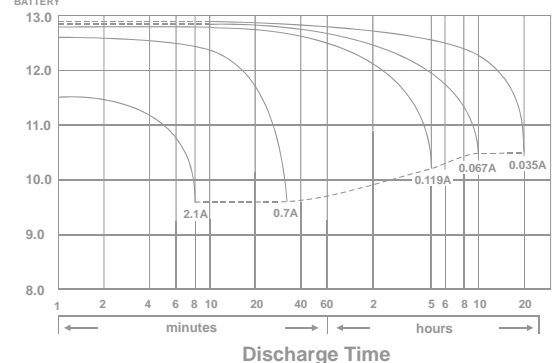


### Dimensions

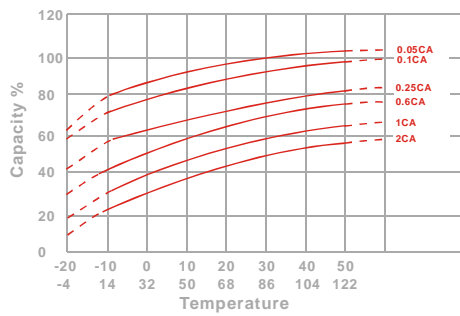
mm(inch)



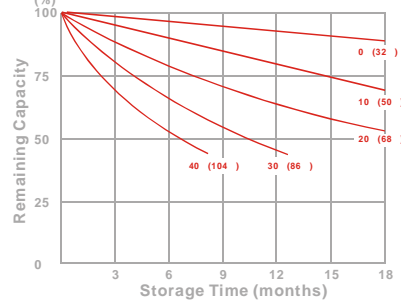
#### (v) Discharge Time VS. Discharge Current (25 )



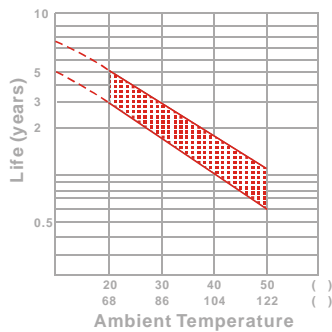
Effect of Temperature on Capacity 25 (77 )



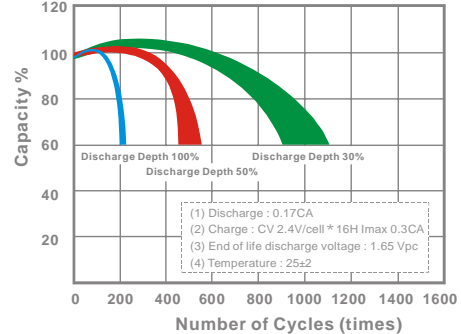
Capacity Retention Characteristic



Trickle (or float) Service Life



Cycle Service Life



## - PERFORMANCE DATA

Discharge Rates in Watts to Various End Voltages at 25 (77 )

Time	End Voltage	1.85V	1.80V	1.75V	1.70V	1.67V	1.65V	1.60V
5	min	20.2	24.8	27.2	29.1	29.8	30.7	31.8
10	min	15.9	18.4	20.3	21.8	22.3	22.9	23.6
15	min	13.8	15.2	16.1	16.7	16.9	17.2	17.5
30	min	8.05	8.53	8.89	9.16	9.25	9.36	9.49
60	min	4.92	5.19	5.38	5.54	5.60	5.67	5.76
120	min	2.91	3.12	3.27	3.39	3.44	3.49	3.56
180	min	2.02	2.19	2.31	2.40	2.43	2.47	2.52
240	min	1.69	1.81	1.89	1.96	1.98	2.01	2.04
300	min	1.48	1.55	1.60	1.64	1.65	1.66	1.68
600	min	0.788	0.816	0.851	0.864	0.869	0.875	0.881
1200	min	0.420	0.432	0.441	0.448	0.450	0.452	0.455

- Discharge Rates in Amperes to Various End Voltages at 25 (77 )

Time	End Voltage	1.85V	1.80V	1.75V	1.70V	1.67V	1.65V	1.60V
5	min	1.82	2.31	2.62	2.86	2.94	3.03	3.14
10	min	1.38	1.61	1.79	1.94	1.99	2.05	2.12
15	min	1.14	1.30	1.41	1.48	1.50	1.53	1.56
30	min	0.638	0.703	0.755	0.801	0.816	0.833	0.852
60	min	0.424	0.447	0.462	0.475	0.480	0.486	0.493
120	min	0.245	0.260	0.271	0.282	0.286	0.290	0.296
180	min	0.169	0.181	0.190	0.198	0.201	0.205	0.209
240	min	0.137	0.145	0.151	0.156	0.161	0.164	0.167
300	min	0.118	0.124	0.129	0.133	0.134	0.136	0.138
600	min	0.062	0.065	0.067	0.069	0.070	0.071	0.072
1200	min	0.0345	0.0352	0.0358	0.0363	0.0365	0.0368	0.0371

All data on the spec. sheet is an average value:

The tolerance range : X<6min(+15%~-15%), 6min X<10min(+12%~-12%),10min X < 60min(+8%~-8%), X 60min(+5%~-5%)